

Limit Switches - Limit Type Metal Body IP66

CARLO GAVAZZI



- High mechanical resistance
- Degree of protection IP66
- Aluminium body
- Positive Opening Operation (⊕)
- Minimum Actuation Force/Torque
- Minimum Force to achieve Positive Opening Operation
- Precise operating points (consistency)
- Immune to electromagnetic disturbances
- Zb type contact blocks
- Current Ith = 10A
- Rated insulation voltage Ui = 500V
- UL, CSA, CE
- Conform with IEC 947-5-1 (EN 60947-5-1)


Product Description

They are developed in order to be used for following operations:

- Presence/Absence
- Positioning and travel limit
- Objects passing/counting

Ordering Key

PS42L-PS11RT-M00



Description of the key codes

Body

PS42L | PS 50mm (fix 40/42mm) 2 cable inlet for General Purpose

Cable Gland

M	M20
P	PG13.5
B	PG11
A	M16
N	1/2 NPT

Contact block

O11	1NO+1NC overlap slow(+)
S02	2NC snap(+)
S11	1NO+1NC snap(+)
T02	2NC slow(+)
T11	1NO+1NC slow(+)
T20	2NO slow

Material of body and head

H	Thermoplastic Body and Metal head
M	Metal Body and Metal head

Options

00	no option
----	-----------

Head type

BE	nylon roller ext bent LEVER
BR	nylon roller int bent LEVER
BM	metal roller bent LEVER
BO	ball roller bent LEVER
L3	adj square (3x3) steel rod LEVER
LA	adj Ø3 rod LEVER stainless steel rod
LB	nylon actuator with stainless steel spring
LF	adj fiberglass rod LEVER Ø3
LG	adj fiberglass rod LEVER Ø6
LN	adj nylon rod LEVER
LZ	Stainless stell spring actuator
P0	metal plain PLUNGER
PR	metal roller PLUNGER
R1	adj LEVER with nylon roller
RM	metal roller LEVER
RO	roller LEVER steel ball bearing
RT	nylon roller LEVER
W0	Ø50 rubber roller LEVER
W1	adj LEVER with Ø50 rubber roller
W2	adj LEVER with adj Ø50 rubber roller

Technical Data

Standards

Certifications – Approvals

Air temperature near the device

- during operation °C

- for storage °C

Climatic withstand

Mounting positions

Shock withstand (according to IEC 68-2-27 and 60068-2-27) g

(1/2sinusoidal shock for 11 ms) no change in contact position

Resistance to vibrations (acc.to IEC 68-2-6 and EN 60068-2-6) g

Protection against electrical shocks (acc.to IEC 536)

Degree of protection (according to IEC 529 and EN 60529)

Consistency (measured over 1 million operations)

IEC 60947-1, IEC 60947-5-1, EN 60947-1, EN 60947-5-1, UL508 and CSA C22-2 n°14
UL – CSA

-25 ... +70

-30 ... +80

According to IEC 68-2-3 and salty mist according to IEC 68-2-11

All positions are authorized

50g*

25g (10...500Hz) no change in position of contacts greater than 100µs

Class I

IP66

0.1 mm (upon closing point)

* except for PS21/PS42 with head type W0, W1: 25g.

Electrical Data

Rated insulation voltage U_i

-according to IEC 60947-1 and EN 60947-1

-according to UL 508, CSA C22-2 n°14

Rated impulse withstand voltage U_{imp} kV

(according to IEC 60947-1 and EN 60947-1)

Conventional enclosed thermal current I_{the} A

(according to IEC 60947-5-1 and EN 60947-5-1) ($\theta \leq 40^\circ\text{C}$)

Short-circuit protection - gG type fuses A

Rated operational current

I_e / AC-15 - acc.to IEC 60947-5-1

24Vac (50/60 Hz) A

130Vac (50/60 Hz) A

230Vac (50/60 Hz) A

240Vac (50/60 Hz) A

400Vac (50/60 Hz) A

- acc.to UL 508, CSA C22 n°14

I_e / DC-13 - acc.to IEC 60947-5-1

24Vdc A

110Vdc A

250Vdc A

- acc.to UL 508, CSA C22 n°14

Electrical durability (according to IEC 60497-5-1 annex C)

- max. switching frequency Cycles/h

- load factor

Connecting data of contact blocks

Connecting terminals

Connecting capacity 1 or 2 x mm² / AWG

Terminal marking

Positivity

400V (PS21, PS42), 500V (PS31, PS43) (degree of pollution 3)

A 300 Q 300 (PS21, PS42), A 600 Q 600 (PS31, PS43)

6

10

10

10

5.5

3.1

3

1.8

A 300 (PS21, PS42), A 600 (PS31, PS43)

2.8

0.6

0,27

Q 300 (PS21, PS42), Q 600 (PS31, PS43)

Utilization categories AC-15 and DC-13 (see curves and value below)

3600

0,5

M3,5 (+,-) pozidriv 2 screw with cable clamp

0,5mm² / AWG 20 to 2,5mm² / AWG 14

According to EN 50013

Contacts with positive opening operation as per IEC 60947-5-1 chapter 3

Diagram for snap action contact:

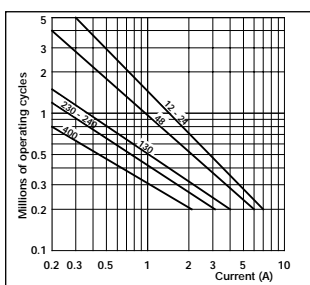
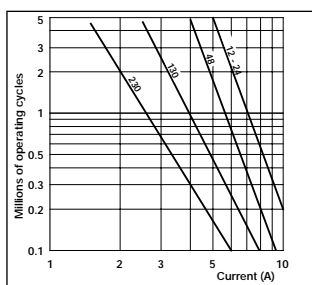


Diagram for slow action contact:



Electrical durability for DC-13 utilization category

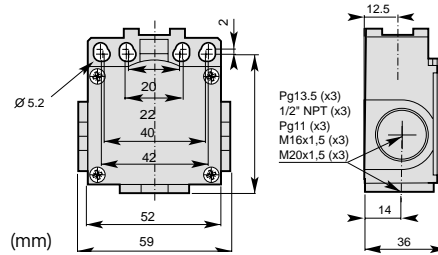
Power breaking for a durability of 5 million operating cycles		
	Snap action	Slow action
Voltage 24V	9,5W	12W
Voltage 48V	6,8W	9W
Voltage 110V	3,6W	6W

Limit Switches - Limit Type (PS42) Metal Body IP66

CARLO GAVAZZI

• Cable Gland

- P = three cable inlet PG13.5 cable gland
- M = three cable inlet M20x1.5 cable gland
- N = three cable inlet 1/2" NPT cable gland
- B = three cable inlet PG11 cable gland
- A = three cable inlet M16x1.5 cable gland



▲ Contact block (Zb type)

S11 (1NO+1NC) Snap Action		T11 (1NO+1NC) Non overlapping Slow action		O11 (1NO+1NC) Overlapping Slow Action	
T02 (2NC) Slow Action		T20 (2NO) Slow Action		S02 (2NC) Snap Action	

			S11	T11	O11
			T02	T20	S02

Conformity / (NC) /	Plain Metal Plunger	PS42L-□▲P0-M00
Max. Actuation speed 0.5ms	Code	
Min. force or torque 15N / 30Nm		
Weight 270g		

			S11	T11	O11
			T02	T20	S02

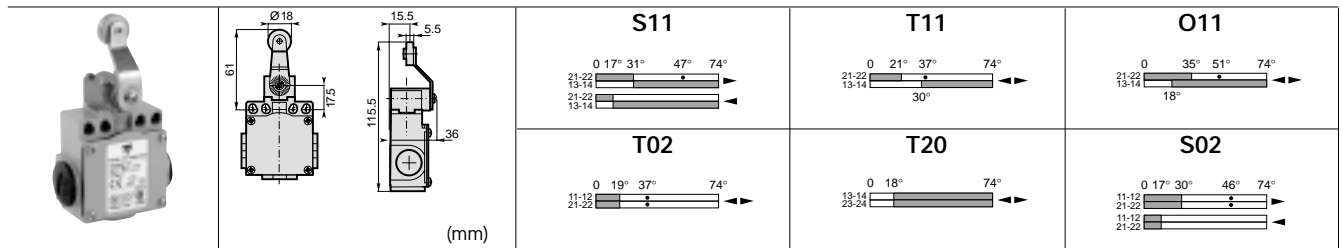
Conformity / (NC) /	Metal roller Plunger	PS42L-□▲PR-M00
Max. Actuation speed 0.3ms	Code	
Min. force or torque 12N / 30Nm		
Weight 280g		

			S11	T11	O11
			T02	T20	S02

Conformity / (NC) /	Ø 18 Nylon roller lever	PS42L-□▲RT-M00
Max. Actuation speed 1.5ms	Code nylon roller	PS42L-□▲RM-M00
Min. force or torque 0.10N / 0.32Nm	metal roller	
Weight 325g		

			S11	T11	O11
			T02	T20	S02

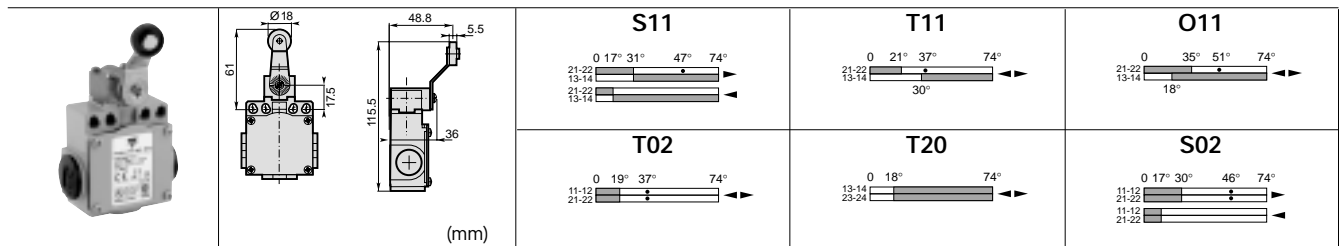
Conformity / (NC) /	Ø 50 Rubber roller lever	PS42L-□▲W0-M00
Max. Actuation speed 1.5ms	Code	
Min. force or torque 0.10N / 0.32Nm		
Weight 345g		



Conformity / \rightarrow (NC) / \rightarrow
 Max. Actuation speed 1.5ms
 Min. force or torque 0.10N / 0.32Nm
 Weight 340g

Ø 18 Roller lever
 Code nylon roller
 metal roller

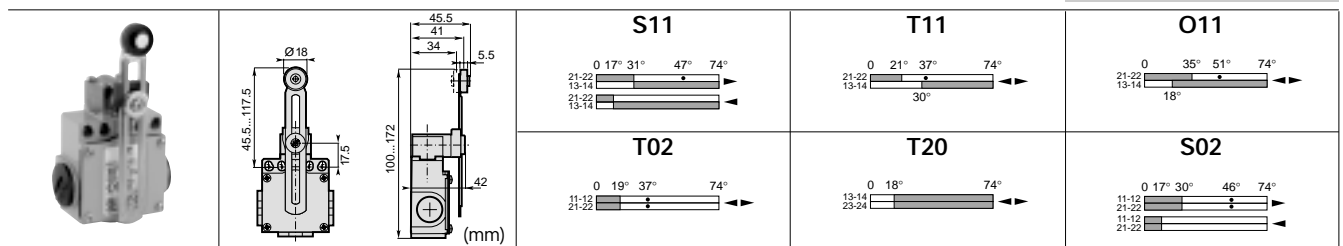
PS42L-BR-M00
 PS42L-BM-M00



Conformity / \rightarrow (NC) / \rightarrow
 Max. Actuation speed 1.5ms
 Min. force or torque 0.10N / 0.32Nm
 Weight 340g

Ø 18 Nylon roller lever
 Code

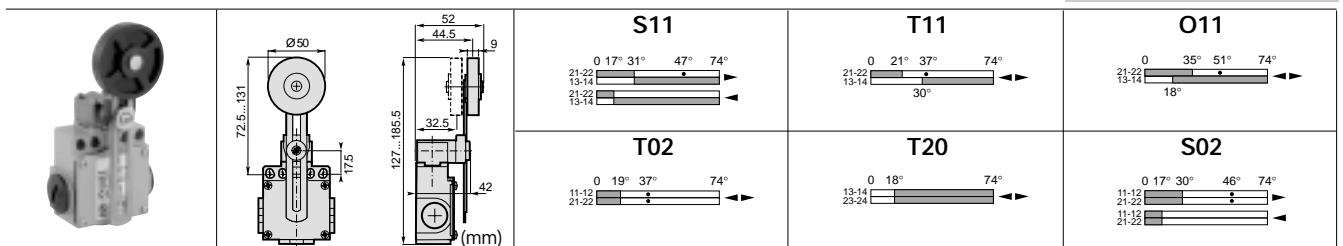
PS42L-BE-M00



Conformity / \rightarrow (NC) / \rightarrow
 Max. Actuation speed 1.5ms
 Min. force or torque 0.10N / 0.32Nm
 Weight 335g

Adjustable lever with Ø 18 nylon roller
 Code

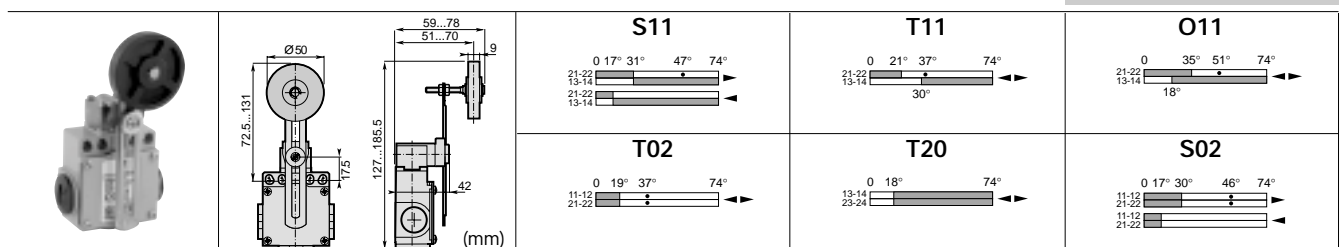
PS42L-R1-M00



Conformity / \rightarrow (NC) / \rightarrow
 Max. Actuation speed 1.5ms
 Min. force or torque 0.10N / 0.32Nm
 Weight 355g

Adjustable lever with Ø 50 rubber roller
 Code

PS42L-W1-M00



Conformity / \rightarrow (NC) / \rightarrow
 Max. Actuation speed 1.5ms
 Min. force or torque 0.10N / 0.32Nm
 Weight 355g

Adjustable lever with adjustable Ø 50 rubber roller
 Code

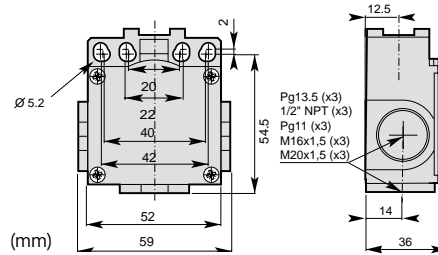
PS42L-W2-M00

Limit Switches - Limit Type (PS42) Metal Body IP66

CARLO GAVAZZI

• Cable Gland

- P = three cable inlet PG13.5 cable gland
- M = three cable inlet M20x1.5 cable gland
- N = three cable inlet 1/2" NPT cable gland
- B = three cable inlet PG11 cable gland
- A = three cable inlet M16x1.5 cable gland



▲ Contact block (Zb type)

S11 (1NO+1NC) Snap Action		T11 (1NO+1NC) Non overlapping Slow action		O11 (1NO+1NC) Overlapping Slow Action	
T02 (2NC) Slow Action		T20 (2NO) Slow Action		S02 (2NC) Snap Action	

		S11	T11	O11
		T02	T20	S02

Conformity / (NC)

Max. Actuation speed	1.5ms
Min. force or torque	0.10N / -
Weight	305g

Nylon actuator with stainless steel spring

Code PS42L- M00

		S11	T11	O11
		T02	T20	S02

Conformity / (NC)

Max. Actuation speed	1.5ms
Min. force or torque	0.10N / 0.32
Weight	380g

Adjustable rod lever

Code stainless steel rod Ø3
fiberglass rod Ø3
square steel rod 3x3

PS42L- M00
PS42L- M00
PS42L- M00

		S11	T11	O11
		T02	T20	S02

Conformity / (NC)

Max. Actuation speed	1.5ms
Min. force or torque	0.10N / 0.32Nm
Weight	390g

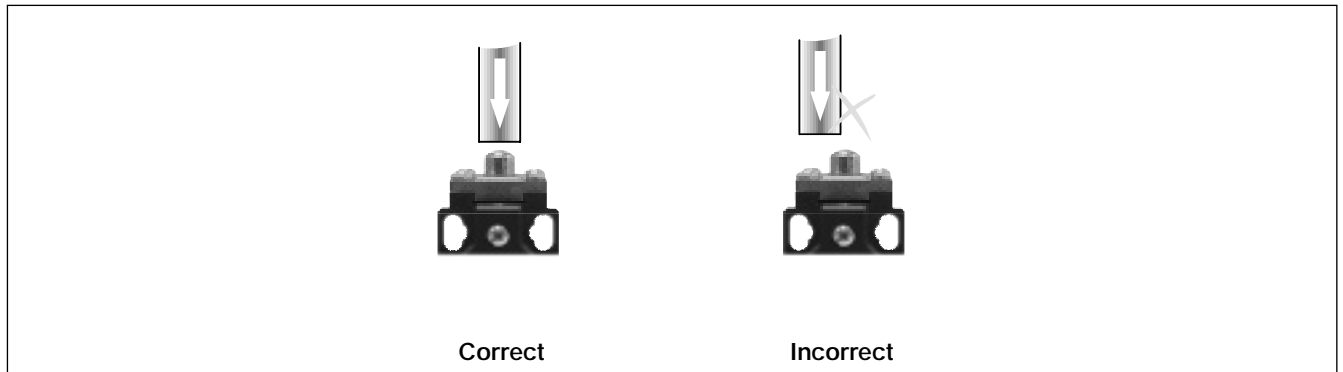
Adjustable Ø 6 rod lever

Code nylon rod
fiberglass rod

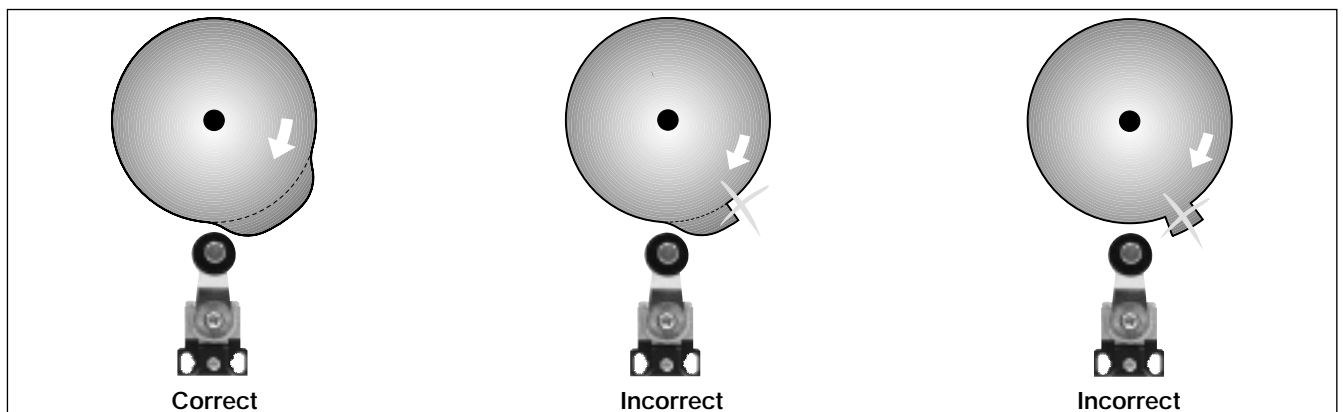
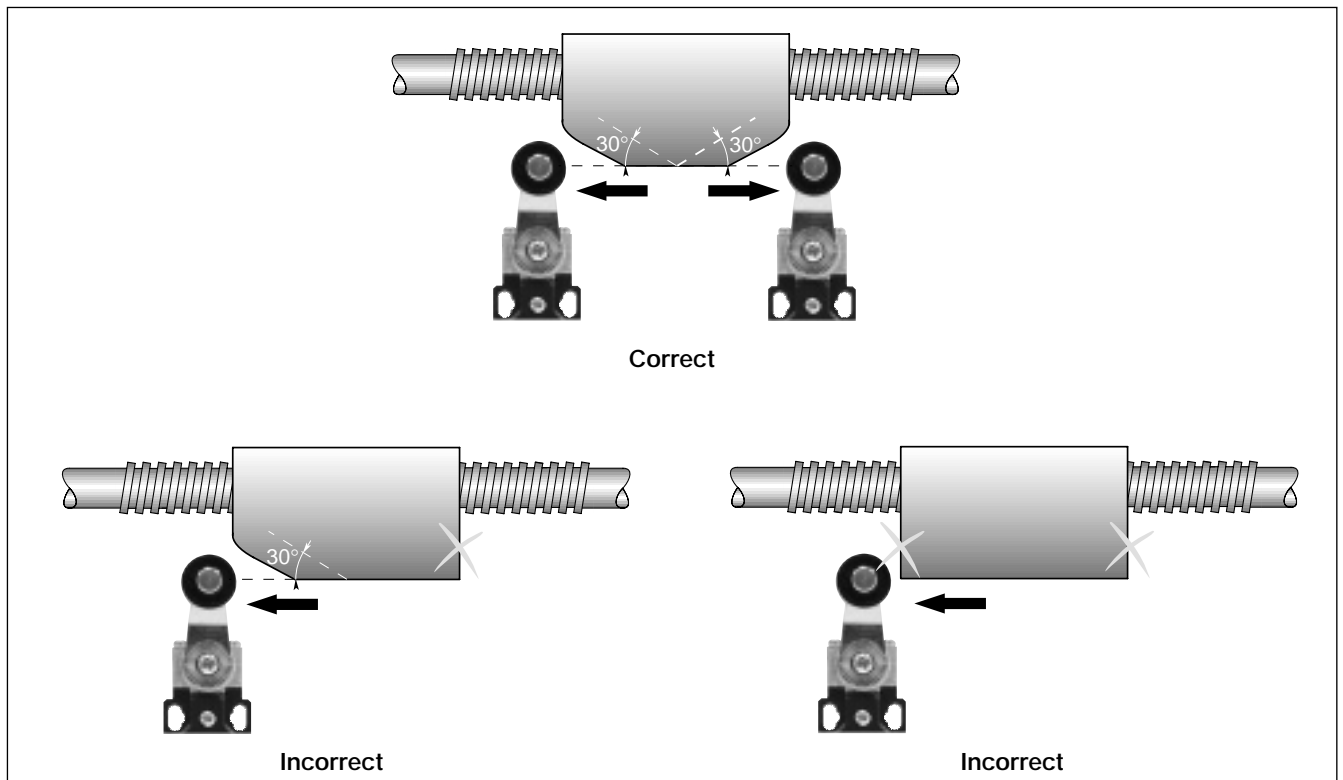
PS42L- M00
PS42L- M00

Utilization precautions

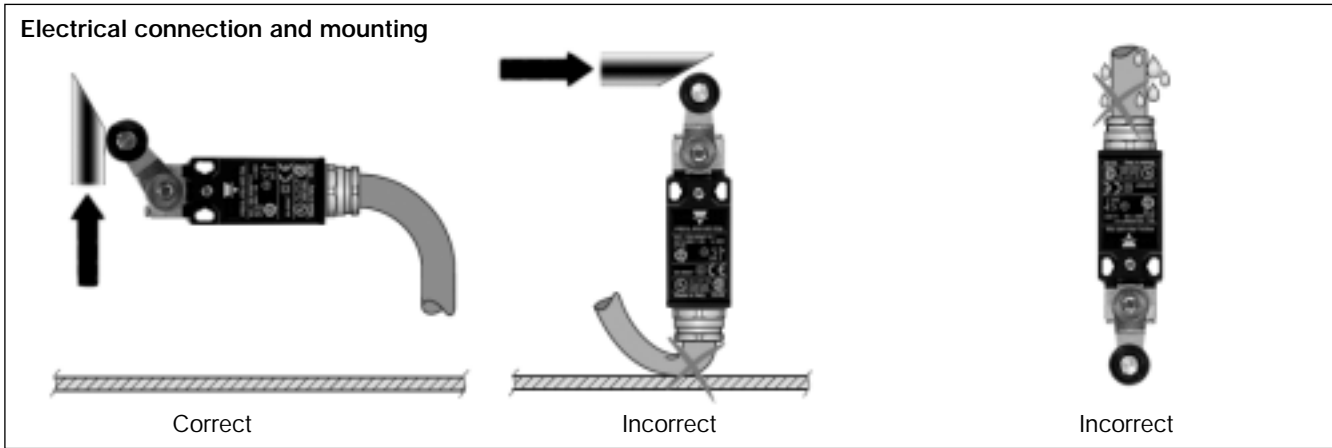
Plain plunger



Roller plunger or Roller lever



Utilization precautions



Adjustement

